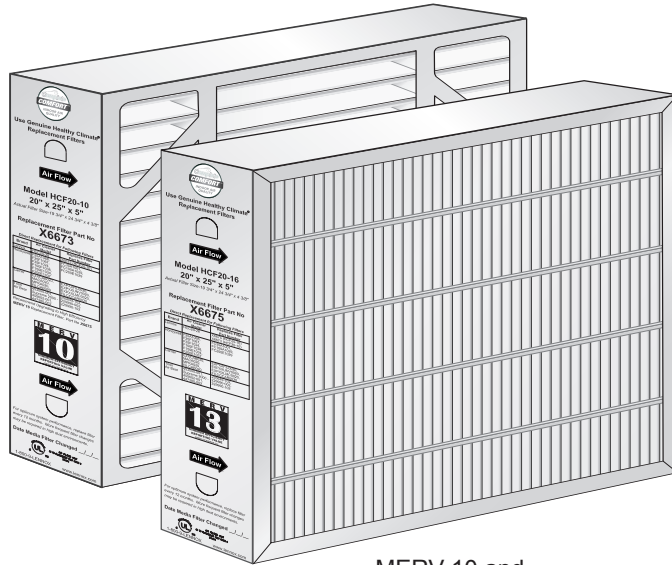




ENGINEERING DATA



MERV 10 and  
MERV 13 Filters



Filter  
Cabinet  
(With Filter  
in Place)

MODEL NUMBER IDENTIFICATION

**CC10 (MERV 10)**

consists of:  
(cabinet + box filter)

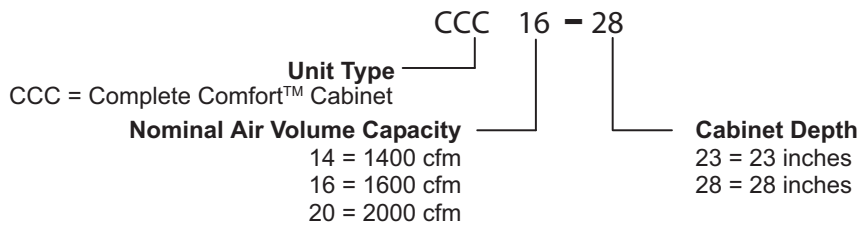
- CCC14-23 (Cabinet) + CCF14-10 (Filter) 1400 cfm
- CCC16-28 (Cabinet) + CCF16-10 (Filter) 1600 cfm
- CCC20-28 (Cabinet) + CCF20-10 (Filter) 2000 cfm

**CC13 (MERV 13)**

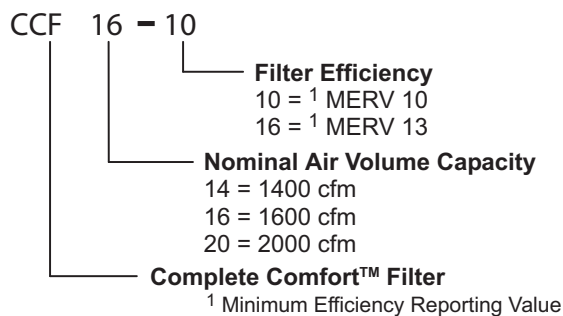
consists of:  
(cabinet + box filter)

- CCC14-23 (Cabinet) + CCF14-13 (Filter) 1400 cfm
- CCC16-28 (Cabinet) + CCF16-13 (Filter) 1600 cfm
- CCC20-28 (Cabinet) + CCF20-13 (Filter) 2000 cfm

**CABINET**



**BOX FILTER**



## FEATURES

### Contents

Dimensions . . . . .	3
Features. . . . .	2
Filter Air Resistance - CCF . . . . .	4
Maintenance Supplies . . . . .	3
Match-Ups . . . . .	5
Minimum Filter Efficiency . . . . .	4
Model Number Identification . . . . .	1
Specifications . . . . .	3

### APPLICATIONS

NOTE - Cabinet and Filter must be ordered separately.

MERV 10 and MERV 13 filters (Minimum Efficiency Reporting Value based on ASHRAE 52.2).

High performance filtration with a narrow 7 in. cabinet.

Pleated filter design allows maximum air flow and filtration efficiency.

- Multi-position cabinet is available for installation on the return air opening of gas, oil or electric forced, warm air furnaces and air handlers with cooling applications up to 5 tons. The unit can be installed in upflow, downflow or horizontal unit applications.
- Silent operation, requires no electrical component service, and generates no ozone.
- Constant blower operation will achieve the best air cleaning results.
- No duct transition needed for most furnace applications.

### WARRANTY

CC cabinet has a five year limited warranty in residential applications, one year in non-residential applications.

Filter media is not covered.

Refer to Complete Comfort™ Equipment Limited Warranty certificate included with cabinet for specific details.

### INSTALLATION CONSIDERATIONS

A 25 in. clearance in front of the air cleaner is required to allow removal of filter media.

Due to the flue location on downflow furnaces, the front of the air cleaner must be installed to the side or rear of the furnace cabinet. If installed in a confined space, service clearance may be restricted.

If an atomizing spray type humidifier is also used, it must be installed downstream from the air cleaner.

If a UV germicidal light is used in the system, maintain a minimum distance of 6 ft. from the air cleaner if they are in direct line of sight to one another. Maintain a minimum of 3 ft. if using a 90° bend or turn in the duct.

### CABINET

Constructed of pre-painted cold rolled steel.

Cabinet will withstand 400 lbs. static weight, enough to support the weight of a typical furnace and indoor coil or air handler.

Tool-less access door allows quick and easy replacement of filter media.

Mounts in any position. Air flow direction through the cabinet can be changed by re-positioning the filter. Arrows on filter indicate air flow direction.

Cabinet is shipped compact and requires minimum field assembly. No tools required.

### FILTER MEDIA

Disposable, pleated MERV 10 and MERV 13 filter (Minimum Efficiency Reporting Value based on ASHRAE 52.2).

Dust mites, pollen, mold spores, pet dander and other contaminants are captured by the filter.

Media is certified to UL 900 standard and UL/ULc classification - Class 2.

Recommended replacement of filter media depends on a variety of factors, see Specifications table.

#### **Box Filters**

Double-wall beverage board box for rigid construction.

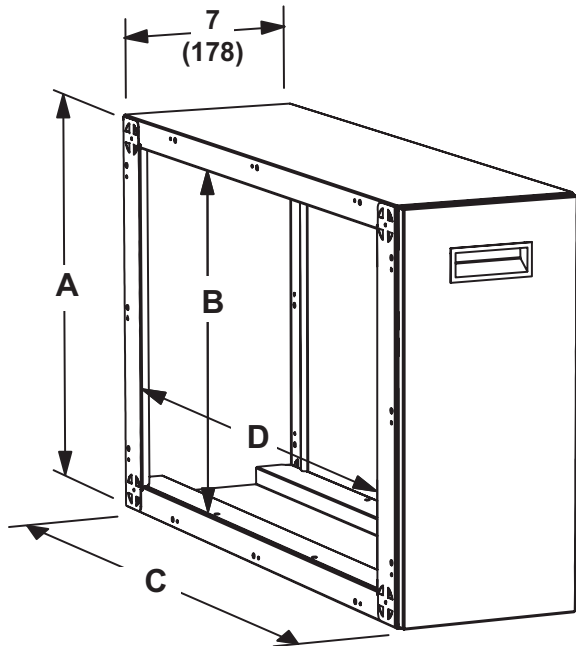
## SPECIFICATIONS

General Data	Cabinet Model No.	CCC14-23	CCC16-28	CCC20-28	CCC14-23	CCC16-28	CCC20-28	
	Filter Model No. (Box Filter)	CCF14-10	CCF16-10	CCF20-10	CCF14-13	CCF16-13	CCF20-13	
<sup>1</sup> MERV (Minimum Efficiency Reporting Value) rating		10	10	10	13	13	13	
Air Flow	Air flow range - cfm	800 - 1400	800 - 1600	1400 - 2000	800 - 1400	800 - 1600	1400 - 2000	
	Rated air flow - cfm	1400	1600	2000	1400	1600	2000	
Filter Data	Nominal Filter size - in.	20 x 20 x 5	16 x 25 x 5	20 x 25 x 5	20 x 20 x 5	16 x 25 x 5	20 x 25 x 5	
	Pressure drop @ rated flow in. w.c. - Initial	CCF - Initial	0.25	0.27	0.27	0.29	0.33	0.32
		- Final	0.40	0.40	0.40	0.40	0.40	0.40
	<sup>2</sup> Filter estimated service life (months)	up to 12 months						
Shipping weight - lbs.	Cabinet	15	17	18	15	17	18	

<sup>1</sup> Rated at 492 feet per minute

<sup>2</sup> Factors will influence the frequency of replacement of filter media, such as: the number of people in the home, activities, lifestyle, number of pets, and size of home.

## DIMENSIONS - INCHES (MM)



Model No.	A		B		C		D	
	in.	mm	in.	mm	in.	mm	in.	mm
CCC14-23	21-1/4	540	18-3/4	476	23	584	18-1/2	470
CCC16-28	17-1/4	438	14-3/4	375	28-1/2	732	24	610
CCC20-28	21	533	18-1/2	470	28-1/2	724	24	610

## FILTER AIR RESISTANCE - CCF

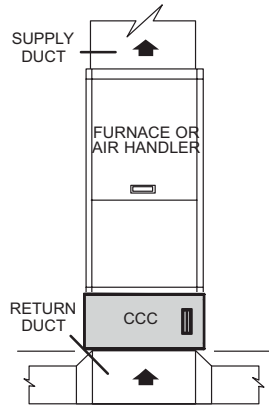
Air Flow (cfm)	Pressure drop (in. w.c.)					
	CCF14-10	CCF16-10	CCF20-10	CCF14-13	CCF16-13	CCF20-13
800	0.11	0.09	0.06	0.13	0.13	0.08
1000	0.15	0.13	0.09	0.19	0.18	0.12
1200	0.20	0.17	0.12	0.23	0.23	0.14
1400	0.25	0.21	0.15	0.29	0.29	0.18
1600	Not recommended	0.27	0.18	0.34	0.33	0.22
1800	Not recommended	Not recommended	0.22	0.42	0.40	0.27
2000	Not recommended	Not recommended	0.27	0.48	0.46	0.32

## MINIMUM FILTER EFFICIENCY

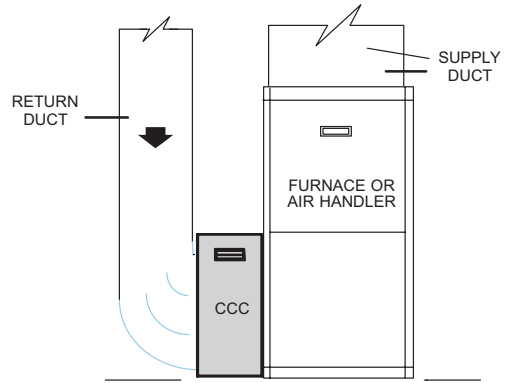
Filter Model No.	MERV Rating	<sup>1</sup> Filter Efficiency (percentage)		
		E1 (0.3 to 1.0 microns)	E2 (1.0 to 3.0 microns)	E3 (3.0 to 10.0 microns)
CCF14-10 CCF16-10 CCF20-10	10	30%	69%	90%
CCF14-13 CCF16-13 CCF20-13	13	76.6%	95.0%	99.5%

<sup>1</sup> Values are based on lab tests conducted with conditions included in ASHRAE standard 52.2 2007

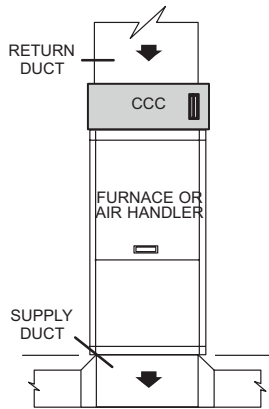
**UPFLOW FURNACE/AIR HANDLER  
(Bottom Return Air)**



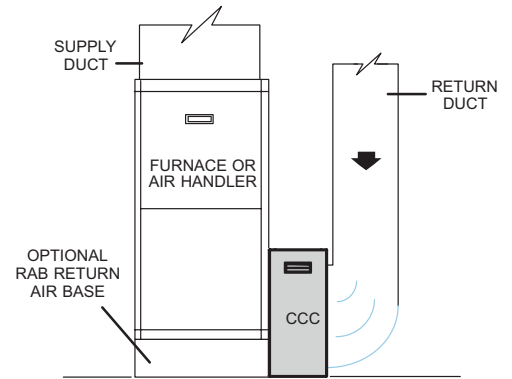
**UPFLOW FURNACE  
(Side Return Air - up to 4 ton)**



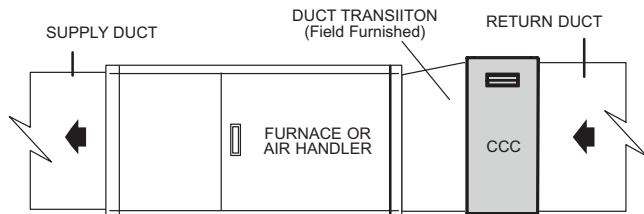
**DOWNFLOW FURNACE/AIR HANDLER**



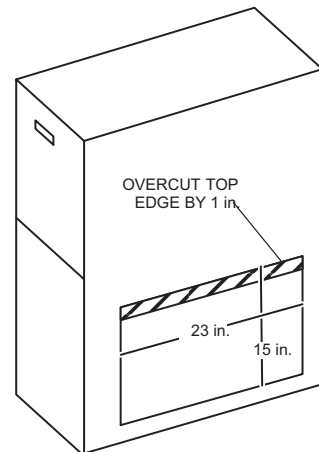
**UPFLOW FURNACE  
(Option 1 - Side Return Air - 5 ton)  
(With Optional Return Air Base)**



**HORIZONTAL FURNACE/AIR HANDLER**



**UPFLOW FURNACE  
(Option 2 - Side Return Air - 5 ton)  
(Modified Return Air Opening)**



---

Visit us at [www.alliedair.com](http://www.alliedair.com)  
For the latest technical information, [www.alliedair.com](http://www.alliedair.com)  
Contact us at 1-877-361-9436

NOTE: Due to Allied Air Enterprises' ongoing commitment to quality, specifications, ratings and dimensions subject to change without notice and without incurring liability.

Improper installation, adjustment, alteration, service or maintenance can cause property damage or personal injury.

Installation and service must be performed by a qualified installer and servicing agency.



©2011 Allied Air Enterprises, a Lennox International Inc. Company

Form Number: CC10-13 (08/2011)

CC10 / CC13 Complete Comfort™ Media Air Cleaners // Page 6