

Location: \_\_\_\_\_



**MPFR**

**INSULATED FIRE RATED ACCESS DOOR**

**Specification:** MIFAB Series MPFR fire rated access door is approved by Underwriters Laboratories Inc., for 1 ½ hours, “B” label in walls and is approved by Warnock Hersey for 2 hours in ceilings and 3 hours in walls. The door meets ANSI-UL 10B standards. The same door can be used in walls and ceilings. Tests were conducted using mild steel and type 304 stainless steel.



**Material:** MPFR Series is 16 gage satin coat steel front door with 20 gage backliner and 16 gage satin coat steel frame. The MPFRSS Stainless Steel Series is 16 gage #304 stainless steel front door with 20 gage backliner and 16 gage #304 stainless steel frame.

**Finish:** Satin coat steel doors have a primed white finish. Stainless steel doors have a #4 brush satin finish.

**Door:** Flush to frame. Self-closing. Can be opened from the inside or back of the door with MIFAB’s unique thumb turn latch.

**Frame:** Four piece welded frame with masonry mounting straps.

**Hinge:** Concealed pivot pins.

**Spring:** Heavy duty. An extra spring is provided with every door greater than 14” x 14” (356 x 356) for ceiling installation. Both springs must be attached to the door to ensure that the door will close when installed in the ceiling.

**Latch:** Standard – Flush mounted, interchangeable turn ring operator and key operator latch. Optional - cylinder key lock. All of MIFAB’s cylinder key locks are keyed alike.

**Fire Rating:** Underwriters Laboratories “B” label. 1½ hours for walls. Warnock Hersey: 1 hour combustible ceilings and walls, 2 hour non-combustible ceilings, and 3 hour non-combustible walls. Ceiling fire ratings are up to and including the 24” x 36” (610 x 914) size.

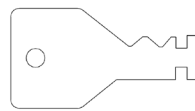
**Insulation:** Roxul Rockboard 80. 2” (50) thick and fire retardant.

**Packaging:** Individual pack.

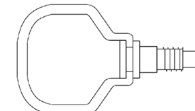
“B” x “A”	WALL OPENING	SHIP WEIGHT (Lbs.)	LATCHES	MILD STEEL MODEL #	STAINLESS STEEL MODEL #
8” x 8”	8-1/2” x 8-1/2”	10.0	1	MPFR0808	MPFRSS0808
10” x 10”	10-1/2” x 10-1/2”	12.0	1	MPFR1010	MPFRSS1010
12” x 12”	12-1/2” x 12-1/2”	14.0	1	MPFR1212	MPFRSS1212
12” x 18”	12-1/2” x 18-1/2”	16.0	1	MPFR1218	MPFRSS1218
12” x 24”	12-1/2” x 24-1/2”	19.0	1	MPFR1224	MPFRSS1224
14” x 14”	14-1/2” x 14-1/2”	15.5	1	MPFR1414	MPFRSS1414
16” x 16”	16-1/2” x 16-1/2”	16.5	1	MPFR1616	MPFRSS1616
18” x 18”	18-1/2” x 18-1/2”	19.0	1	MPFR1818	MPFRSS1818
20” x 20”	20-1/2” x 20-1/2”	24.0	1	MPFR2020	MPFRSS2020
22” x 22”	22-1/2” x 22-1/2”	28.0	1	MPFR2222	MPFRSS2222
22” x 30”	22-1/2” x 30-1/2”	35.0	2	MPFR2230	MPFRSS2230
24” x 24”	24-1/2” x 24-1/2”	30.0	1	MPFR2424	MPFRSS2424
24” x 36”	24-1/2” x 36-1/2”	46.0	2	MPFR2436	MPFRSS2436
24” x 48”	24-1/2” x 48-1/2”	65.0	2	MPFR2448	MPFRSS2448
30” x 30”	30-1/2” x 30-1/2”	45.0	1	MPFR3030	MPFRSS3030
32” x 32”	32-1/2” x 32-1/2”	47.0	1	MPFR3232	MPFRSS3232
36” x 36”	36-1/2” x 36-1/2”	60.0	2	MPFR3636	MPFRSS3636
36” x 48”	36-1/2” x 48-1/2”	80.0	2	MPFR3648	MPFRSS3648

**SUFFIX OPTIONAL VARIATIONS**

-C Cylinder key lock



**Key Operator**



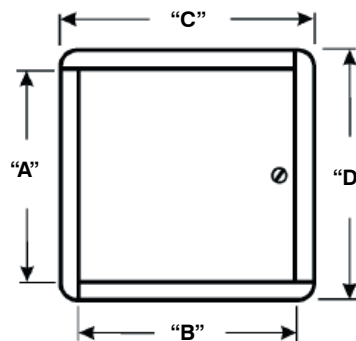
**Turn Ring Operator**

The Key Operator and Turn Ring Operator keys are shipped with every MPFR fire rated access door. If additional keys are required, please order them by Part # KEY-TRO

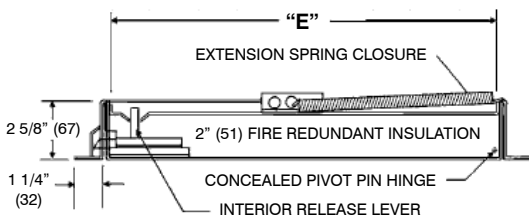


California State Fire Marshall Approval # 3330-1535:00

**Warnock Hersey**



A-B Door Size  
C-D Overall Dimensions - Door Size - Plus 2 5/8” (67)  
E Wall Opening - Door Size - Plus 1/2” (13) (Allow an extra 1/4” (6) clearance for latch housing on “D” side.)



(Dimension) Denotes Millimetres

Note: The hinge is always furnished on the “A” or height (longer) dimension, unless otherwise specified.

Job Name: _____	Page No: _____
Section No: _____	Contract: _____
Schedule No: _____	Purchase Order No: _____

MIFAB reserves the right to make changes in material and design without formal notice or obligation.

USA: 1-800-465-2736 www.mifab.com CAN: 1-800-387-3880