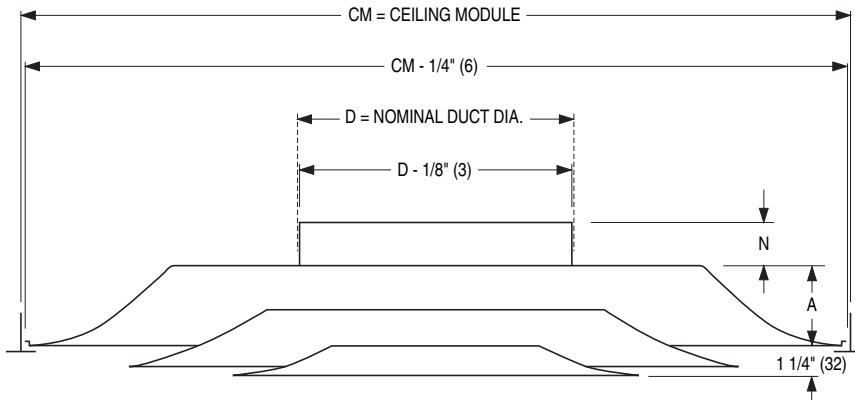


TYPE L Lay-in T-Bar



Dimensional Data

Ceiling Module CM		Imperial Units (inches)				Metric Units (mm)			
Imperial Modules	Metric Modules	Duct Size D	N	A	B	Duct Size D	N	A	B
24 x 24	600 x 600	6, 8, 10, 12, 14, 15	1 1/4	2 5/16	22	152, 203, 254, 305, 356, 381	32	59	559

DESCRIPTION:

1. Material: Heavy gauge, corrosion-resistant steel.
2. The diffuser delivers the air in a true 360° radial horizontal pattern. Designed to minimize smudging and streaking of ceiling.
3. Excellent for VAV systems. The uniform near horizontal jets from the louvered cones maintain effective air motion over a considerable range of air volumes.
4. The models consist of three die-formed concentric cones in all sizes which eliminate mitered corners and provide uniform appearance in all neck sizes.
5. The inner cone assembly is held in place by four hook corner posts that positively engage into slots in the backpan. The core can be removed from the backpan for diffuser installation.
6. Diffuser has a removable plug for screwdriver adjustment of the optional damper.
7. Standard finish is AW Appliance white.

ACCESSORIES (OPTIONAL):

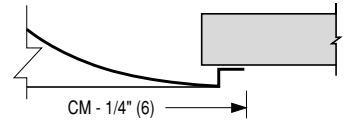
- EX External foil-back insulation
 - EQT Earthquake Tabs
- Finish:
- AL Aluminum Paint

- QB Quadrant Blanks:
- QB3 3-Way Blow
 - QC2 2-Way Corner Blow
 - QB2 2-Way Opposite Blow
 - QB1 1-Way Blow

TYPE L Surface Mount

Hard duct connection recommended.

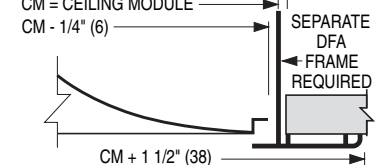
CM = CEILING MODULE
CEILING OPENING = B



TYPE L Surface Mount With DFA

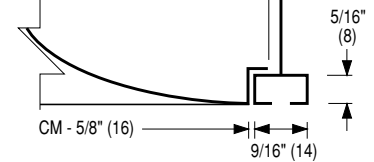
Drywall/Plaster frame. Recommended for flexible duct connection and ceiling access

CEILING OPENING = CM + 1/4" (6)



TYPE F Fineline®

CM = CEILING MODULE
CM - 1/4" (6)



Fineline® is a registered trademark of USG Interiors Inc.

SCHEDULE TYPE:				
PROJECT:				
ENGINEER:	DATE	B SERIES	SUPERSEDES	DRAWING NO.
CONTRACTOR:	1 - 26 - 11	SD	7 - 7 - 08	DIF-1.05

Dimensions are in inches (mm).