




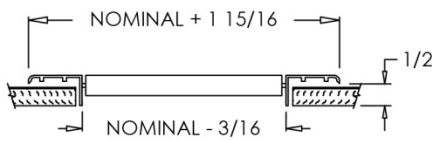
Commercial Submittal Sheet

932 Series

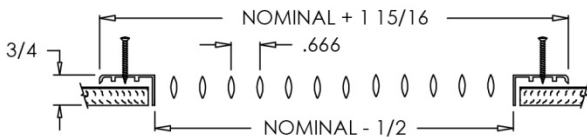
Single Deflection Adjustable Steel Blade Grille



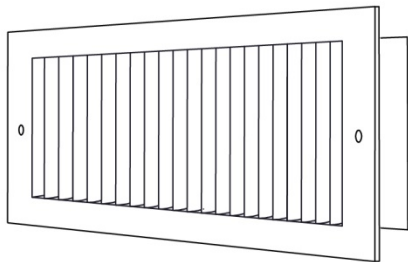
932 (Extruded Aluminum Frame)



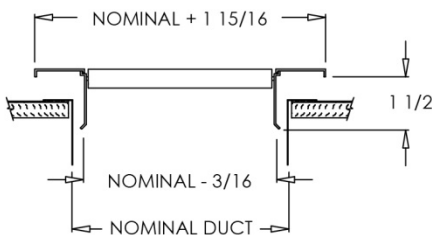
932 (Extruded Aluminum Frame)



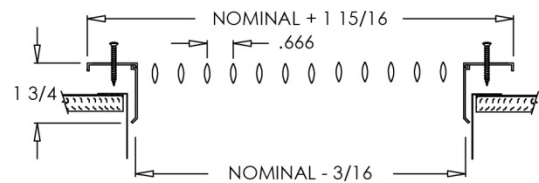
932 (Extruded Aluminum Frame)



932 (Stamped Steel One Piece Frame)



932 (Stamped Steel One Piece Frame)



932 (Stamped Steel One Piece Frame)

Model: 932
Description: Single Deflection Adjustable Steel Blade Grille (blades parallel to shortest dimension)

- Standard Features:**
- Single deflection surface mount grille with adjustable steel blades
 - Blades are parallel to shortest dimension
 - Provides 2-way airflow on one plane
 - Nylon bushings on adjustable blades prevent metal on metal rattle
 - Countersunk mounting holes for flush appearance with color matching Phillips posi-drive screws
 - Available in even sizes up to 36" x 24"
 - Frame dependent on product size, refer to chart below
 - Rust resistant pre-coat with durable powder finish
 - Soft White

- Options:**
- Recessed screwdriver operated Opposed Blade Damper (932-0)
 - Lever operated Opposed Blade Damper (L-932-0)
 - 2" ADC compliant round collar with bead for ease of installation (square sizes only)
 - T-20 Tamper Proof Screws

- Finishes:**
- | | |
|--|---|
| Standard Colors | Other |
| <input type="checkbox"/> Soft White | <input type="checkbox"/> Aluminum Paint |
| <input type="checkbox"/> Driftwood Tan | <input type="checkbox"/> Galvanized (limited size availability) |

Stamped Steel One Piece Frame Sizes

- | | | | |
|----------|-----------|-----------|-----------|
| • 6 x 6 | • 10 x 6 | • 12 x 12 | • 14 x 14 |
| • 8 x 4 | • 10 x 10 | • 14 x 4 | • 16 x 6 |
| • 8 x 6 | • 12 x 4 | • 14 x 6 | • 16 x 8 |
| • 8 x 8 | • 12 x 6 | • 14 x 8 | • 18 x 6 |
| • 10 x 4 | • 12 x 8 | • 14 x 10 | • 18 x 8 |

***Note:** Sizes not shown above use an extruded aluminum surface mount frame with signature line marks.

Additional Information:

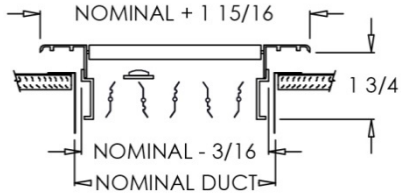
Project / Location:	Submittal Notes
Engineer:	
Architect:	
Contractor:	



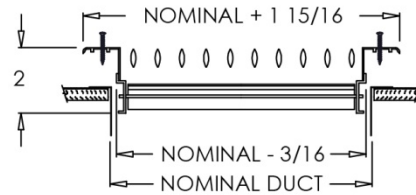
Commercial Submittal Sheet

932 Series

Single Deflection Adjustable Steel Blade Grille



932-O



932-O

Additional Information:

Project / Location:	Submittal Notes
Engineer:	
Architect:	
Contractor:	