



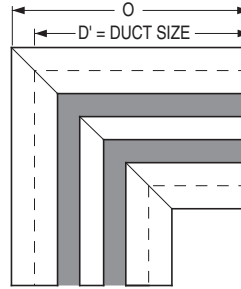
LINEAR SLOT DIFFUSERS
EXTRUDED ALUMINUM
OPTIONS AND ACCESSORIES
MODEL SERIES: 5000

90° Mitered Corners

- 5050MC • 1/2" (13) Slot
- 5075MC • 3/4" (19) Slot
- 5010MC • 1" (25) Slot

The standard mitered corner is 90°. Units are factory welded with precision to match and align with the associated straight leg.

Units are supplied with factory installed blank-offs in the slot (painted black) and are inactive.



D' = Duct Size	
No. of Slots	D'
1 to 4	12 (305)
5 to 10	24 (610)

90° Mitered Corner Dimension 'O'

Special Mitered Corners

- Other Angle _____

(A detailed dimensional sketch is required for co-ordination with installing contractor).

No. of Slots	Frame Type					
	A, B	C, F, H, H2, J, T	D	E, G	K1, K2	M, N, FL
1 - 4	12 9/16 (319)	12 3/8 (314)	12 1/8 (308)	11 7/8 (302)	12 5/8	12 (305)
5 - 10	24 9/16 (624)	24 3/8 (619)	24 1/8 (613)	23 7/8 (606)	24 5/8	24 (610)

Plenums

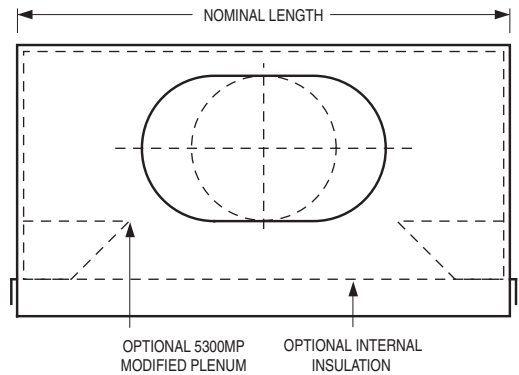
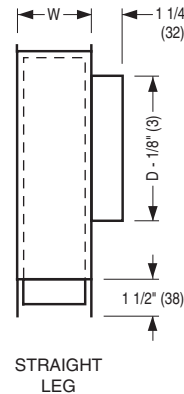
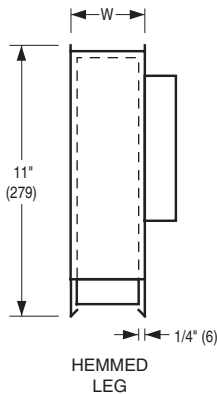
Standard Models

Uninsulated:

- 5350 • 1/2" (13) Slot
- 5375 • 3/4" (19) Slot
- 5310 • 1" (25) Slot

Insulated:

- 5350I • 1/2" (13) Slot
- 5375I • 3/4" (19) Slot
- 5310I • 1" (25) Slot



Modified Performance Models

Uninsulated:

- 5350 MP • 1/2" (13) Slot
- 5375 MP • 3/4" (19) Slot
- 5310 MP • 1" (25) Slot

Insulated:

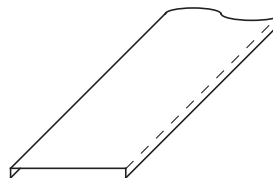
- 5350IMP • 1/2" (13) Slot
- 5375IMP • 3/4" (19) Slot
- 5310IMP • 1" (25) Slot

Standard Plenums have square shoulders. An optional modified plenum is available with the addition of integral baffles (add suffix MP) which provides a reduction in throw and increased spread of the air pattern.

- Request submittal dwg. 5300-1 for full dimensional data and available length and inlet size combinations.

BO Blank-Offs

- Cold-Rolled Steel
- Fits over Neck
- Black Finish



Shipped in 6' (1829) lengths to be field-cut.

Dimensions are in inches (mm).

SCHEDULE TYPE:				
PROJECT:				
ENGINEER:	DATE	B SERIES	SUPERSEDES	DRAWING NO.
CONTRACTOR:	1 - 10 - 12	5000	6 - 10 - 11	5000 - 5